




Wexford Conservation District
7192 East 34 Road
Cadillac, MI 49601
www.WexfordConservationDistrict.org

Wexford Conservation District




2024 Conservation Products & Services

Ordering Deadline: April 12
Order early for best selection!

Order Pick-up: April 25, 26 (9:00-5:00) & April 27 (9:00 - noon) at the Livestock Barns on the Wexford County Fairgrounds



Want to learn about herbalism? [Take a look](#) at our Winter Wednesday Workshops on page 3-4. There you will find a workshop on Teas and Salves.



Want to learn about Beekeeping? [Take a look](#) at our Winter Wednesday Workshops on page 3-4. There you will find a workshop on Beekeeping and Pollinators.



Want to attract songbirds and other wildlife to your property? [Take a look](#) at our large selection of native shrubs on pages 13 – 14.



Looking for small fruits and vegetable, like black berries, [take a look](#) at what we have available on pages 17-19.



Invasive species such as Japanese knotweed are difficult to control. We have specialized tools, such as this injector, available for rent to help you control them. See page 23.

To order online, visit our website at:

www.WexfordConservationDistrict.org

Go to the "Tree & Plant Sales" tab

Welcome to the 2024 catalog of the Wexford Conservation District! We are proud to continue our 79-year history of serving the citizens of Wexford County. In this catalog you will find descriptions of both our services and of the products we sell to aid you in your conservation efforts. We offer more than 60 varieties of trees and plants – conifers, hardwoods, wildlife shrubs, fruit trees, as well as fruit and vegetable plants. Additionally, we offer many workshops related to both food production and forestry. Photos of everything we sell are on our website: www.WexfordConservationDistrict.org. Call, stop by, or visit us on our website to learn more about what we have to offer. We look forward to hearing from you!

The Wexford Conservation District Staff & Directors

District Staff

Tiffany Jones, District Manager
Larry Czelusta, Forester
Lucas Santure, MAEAP Technician
Liam Daniels, CTAI Technician

District Directors

Ron Brouwer, Chair
William Hill, Vice-Chair
Laura Ducheny, Treasurer
Bob Eggle, Member
David Stearns, Member

USDA-NRCS Staff

Jeff Fewless, District Conservationist

Table of Contents

Quick Look Inside	1	Fruit Trees	15-16
Winter Wednesday Workshops	3-4	Small Fruit & Vegetable Plants	17-19
Forestry Workshops	5	MAEAP	20
Forestry Assistance Program	6	Planting Aids	21-22
Planning Your Plantings.	7-8	Tool Rentals	23
Conifer Trees	9-10	On the Trip Home	23
Hardwood Trees	11-12	Planting Instructions	24
Wildlife Shrubs & Plants.	13-14	USDA-NRCS	25-26
Order Blank	center pull-out	Invasive Species	27
		Be on the Lookout for	28



Wexford Conservation District is one of 76 conservation districts that cover the state of Michigan. Together, conservation districts provide a wide range of service to the citizens of the state. Our mission, like that of other districts, is to enable the citizens of Wexford County to be stewards of their natural resources.

Winter Wednesday Workshop Series

2024

All are welcome to take advantage of local expertise once again. The "Winter Wednesday Workshop Series" hosted by the Wexford Conservation District kicks off on Wednesday, February 7th. The workshops are a great way to shake the winter blues and prepare for a successful year ahead. Organic techniques will be highlighted in all farming and gardening workshops.

All workshops begin at 6:30 p.m. at the Wexford Conservation District office, 7192 East 34 RD., Cadillac, MI 49601. Give us a call at 231-775-7681, ext. 3 with any questions or to register. **Please register at least two days in advance so we can provide high-quality workshops.**

Tea Tasting February 7 Wexford Conservation District 7192 East 34 RD., Cadillac, MI 49601

This workshop will discuss all things tea related and how to prepare tea. After the discussion there will be a tea tasting of 6 to 7 teas. Cost is \$10.

Foraging/Wildcrafting February 21 Wexford Conservation District 7192 East 34 RD., Cadillac, MI 49601

Wildcrafting is a form of foraging for food, medicine, etc... In this workshop we will cover wildcrafting in our local habitats. Covering topics, like where to forage, what to forage, and how to use what you foraged. At the end of the workshop participants will have the opportunity to make smudge sticks from wild harvest cedar. Cost is \$5.

Basic Beekeeping February 28 Wexford Conservation District 7192 East 34 RD., Cadillac, MI 49601

Learn basic beekeeping skills for backyard beekeeping. Topics covered will include options for where to purchase supplies, how to set up a hive, where to set up a hive and basic bee care. This session will be a basic beekeeping class to help you decide if beekeeping is right for you. The workshop will be taught by Sonya and Tiffany Jones, of Moonlit Farm, who have 25+ combined years of experiences. Cost is \$5.



Microgreens March 6 Wexford Conservation District 7192 East 34 RD., Cadillac, MI 49601

Ever thought about growing microgreens? This workshop will go over the basics of how to grow, care for, and use microgreens. This workshop will be taught by Teresa Renkiewicz from Elty Farms out of Lake City. Cost is \$5.

Watercolor and Conservation

March 13 Wexford Conservation District 7192 East 34 RD., Cadillac, MI 49601

This will be a fun for all ages workshop, where we paint and socialize. No painting experience is needed, just a desire to get artsy. The painting for this workshop will be a small bird on a branch. All supplies will be provided along with snacks. The workshop will be taught by Tiffany Jones a local artist. Cost is \$30.



Pollinator Habitats March 20 Wexford Conservation District 7192 East 34 RD., Cadillac, MI 49601

Our pollinators could use a helping hand from us these days. Learn which native and introduced plants and which planting designs are attractive to which pollinators. Also covered will be techniques and resources for successfully establish a pollinator gardens and habitat, bee habitat needs, and controlling invasive plants. Cost is \$5.

Herbal Salves March 27 Wexford Conservation District 7192 East 34 RD., Cadillac, MI 49601

This workshop will discuss healing herbs and salves made from them. Topics covered will include herbal variety to choose, planting, growing, harvesting, salve recipes, how to make, and how to use salves. At the end of the discussion there will be a demonstration on how to make a salve with sample jars going home with all participants. Cost is \$10.

Forestry Workshops

“Stump Tales”

Reading the History of Our Land

Thursday May 9, 2024

10:00 am –11:30 pm

Meet at Cedar Creek Town Hall: 2530 N. 41 1/2 Rd. Manton. MI

This picture was taken in 1950 with the note on the back: “Soil blown out from under roots, leaving them standing on root tips.” This and two other stumps are still on this site today.



This tour is for natural resource professionals and educators as well as local residences and landowners. We will visit this unique site that has preserved evidence of a loss of two feet of topsoil from under tree stumps 120 years ago due to wind erosion that followed the great timber harvests. We

will see what conservation measures were done 50 years ago. The land has a history. Seldom can we see that history up close. Around 1900, Northern Michigan was changed for generations that followed. The purpose of this walking tour is to obtain perspective on that time in history, and how it shapes the land we know today.

If you would like to join this tour, please contact Forester Larry Czelusta at wexford.forester@macd.org or 231-775-7681 ext 3. There is no cost.

When Should You Call a Forester?

When you want to plant trees. Trees differ in the soils they grow best in. Trees differ in their tolerance to shade. And like garden plants, trees differ in their adaptability to climatic regions of the country. Before you spend time and money planting just any tree, call a forester.

When your trees are sick. When spring comes, a hidden world of insects and diseases comes alive to attack and feed on trees. Most of the time, when a tree looks sick, the damage is cosmetic and can be managed. But sometimes the attack is fatal, like oak wilt and beech bark disease. Some diseases are contagious. How is a person supposed to know? Call a forester.

When a logger calls on you. The average person may only sell timber from their forest only once in their lifetime. They may not even consider it until a logger calls them or knocks on their door offering money for their trees. Is the offer a fair offer? What will my forest look like when the harvest is complete? Should I even harvest now at all. A person needs professional, unbiased advice. Call a forester.



When you want your forest to be better for wildlife. Forests can be manipulated in such a way so as to offer better food and forage for wildlife, as well as better habitat. Who can you get to look at your property? Call a forester

When your property taxes go up. We are fortunate in Michigan to have a program that offers significant tax relief for forest landowners who want to actively manage their land, without losing control of that management on their land. Most people that own land still do not know that the Qualified Forest Program even exists. Where can you learn more? Call a forester.

The Wexford Conservation District has a forester on staff that is willing to assist you in any of these areas of need at no cost to the landowner. He can meet with you at your property to understand your goals and help you manage your forest in the best way possible. Contact him at 231-775-7681 ext. 3 or email him at wexford.forester@macd.org.

Larry Czelusta, our District Forester, will be working his last day on May 17 of this year. The last seven years of his 33-year forestry career have been working for the Wexford Conservation District. Larry began working as a service forester for the Virginia Division of Forestry in 1979. He has also worked for the Minnesota Department of Natural Resources as well as a private consultant in Minnesota, Vermont, New Hampshire before landing in Michigan.



“Many of you order seedlings every year and I have had the opportunity to chat with you for a few minutes in April at the seedling pickup. For some I have walked your property with you. As I have enjoyed the woodlands of the Cadillac area, I have enjoyed the people the most. I hope to say goodbye one last time.”

Planning Your Plantings

Crucial to a successful planting effort is site preparation and weed control. Tilling the soil before planting can help the roots get established, but it is not absolutely necessary. The site should be as free as practical from competing weeds. Weeds can be controlled with tillage, mulch, or herbicides. Appropriate spacing of your plants will help you to meet your conservation goals. The spacings given below are intended to be dense, and therefore suitable for the early years of a plantation. Once the trees have reached a height of 25-30 feet, the plantation should be thinned. Thereafter, thinning should be done approximately every 10-15 years until the trees are mature.

Tree Spacing for Reforestation

Species	In Rows	Between Rows	Trees per Acre
Pines	6'	8'	907
Spruces	7'	9'	690
Hardwoods	10'	10'	435

For Windbreaks, Visual Screens, and Wildlife Habitat

Windbreaks should be a minimum of two rows wide, three or four is better. Mixing species within a windbreak will create habitat diversity and help prevent gaps should one species succumb to insects or disease. For windbreaks, minimum spacing between rows ranges from 12 ft. for shrubs and small trees, and up to 20 ft. for large trees. Spacing within rows ranges from a minimum of 3 ft. for small shrubs to a maximum of 16 ft. for large trees. For wildlife plantings, consider placing plants in clump arrangements. For additional technical assistance, please contact our office.

Guide to Species Selection

The charts below are to help you in selecting the appropriate species for your site conditions. Often trees can do well with slightly more or slightly less water and sun than indicated. For more detailed information on selecting trees and shrubs, please contact a member of our staff.

Conifers	Soil	Sun	Growth Rate
Cedar, Red	Moist	Sun	Fast
Cedar, Northern White	Moist	Sun	Slow
Fir, Balsam	Moist	Shade	Slow
Larch, American	Moist	Sun	Fast
Pine, Jack	Dry	Sun	Fast
Pine, Red	Dry	Sun	Fast
Pine, White	Medium	Partial	Fast
Spruce, Norway	Medium	Partial	Moderate

Hardwoods	Soil	Sun	Growth Rate
Aspen, Quaking	Medium	Sun	Fast
Basswood, American	Medium	Partial	Moderate
Birch, White (Paper)	Moist	Sun	Fast
Cherry, Wild Black	Medium	Sun	Fast
Chestnut, American	Medium	Sun	Moderate
Maple, Red	Dry-Moist	Partial	Moderate
Maple, Sugar	Medium	Partial	Moderate
Oak, Northern Red	Dry-Med.	Sun	Moderate
Oak, White	Medium	Partial	Slow
Oak, White Swamp	Dry-Moist	Partial	Slow
Walnut, Black	Moist	Sun	Slow

Wildlife Shrubs	Soil	Sun	Growth Rate
Apple, Domestic	Dry-Moist	Sun	Moderate
Cherry, Sand	Dry	Sun	Slow
Chokeberry, Black	Moist	Sun	Moderate
Crabapple, Magenta	Dry - Moist	Sun	Moderate
Cranberry, Highbush	Moist	Partial	Moderate
Cherry, Choke	Dry	Sun	Moderate
Dogwood, Silky	Moist	Shade	Moderate
Elderberry, Black	Dry	Sun	Fast
Hazelnut, American	Dry - Moist	Sun	Moderate
Hawthorn, Washington	Dry-Moist	Sun	Moderate
Nannyberry	Dry-Moist	Sun	Moderate
Ninebark	Moist	Sun	Fast
Paw Paw	Dry	Sun	Moderate
Plum, American	Medium	Sun	Moderate
Serviceberry	Moist	Sun	Moderate
Sumac, Staghorn	Dry	Sun	Fast
Willow, Pussy	Moist	Sun	Fast
Winterberry Holly	Moist	Sun	Moderate
Witch-hazel	Moist	Partial	Moderate
Woods Rose	Moist	Partial	Moderate

Conifer Trees

Unless otherwise noted, all conifers listed are native to Michigan.

A note about the numbers –

The age of conifer tree seedlings is usually given as a set of two numbers. The first number indicates the number of years the seed was grown in a seedling bed. Sometimes, seedlings are then transplanted into another bed in order to create both a stockier root system and stems. For example, a 2-0 seedling is two years old and was grown in one seed bed without being transplanted. In contrast, 2-1 seedlings are three years old, have been grown in a seed bed for two years, and then transplanted to another bed and grown for an additional year.

Cedar, Red *Juniperus virginiana* 2-1, 8-14" tall Wood is naturally rot resistant. Grows up to 50' tall. Prefers moist soils. Tolerates drought well and prefers sunny open areas. Needs protection from deer browsing.

Cedar, White *Thuja occidentalis* 2-0, 6-12" tall An evergreen tree, typically found in cold, poorly drained swamps with moving water. Tolerates basic soil better than acidic soils. Very shade tolerant, very slow growing, and short lived. Important winter food for deer. Great for hedges and windscreens once established. Grows 40-50' tall.

Fir, Balsam *Abies balsamea* 2-1, 10-16" tall Boughs are fragrant and used for Christmas wreaths. Grows 30-75' tall. Prefers moist, acidic soils. Shade tolerant.

Larch, American *Larix laricina* 1-0, 12-18" tall Also called tamarack. Larch trees are deciduous conifers whose needles turn a brilliant gold before they are shed in autumn. Grows 40-70' tall. Prefers moist soils and full sun.

Pine, Jack *Pinus banksiana* 3-0, 12-24" tall Jack pine is the preferred habitat for Kirtland's warblers, and its cones release seeds after wildfires. Grows 20-50' tall. Does well in poor, sandy soils. Prefers full sun.

Pine, Red *Pinus resinosa* 2-0, 6-12" tall Also called Norway pine. Used for electric poles and timber. Commonly grown in plantations. Grows 40-80' tall. Does well on a variety of well drained soils. Prefers full sun.

Pine, White *Pinus strobus* 2-0, 7-10" tall Our state tree, it was used in the past for the masts of sailing ships. Grows 60-90' tall. Does well on a variety of soils. Plant in light shade to prevent problems with white pine weevil.

Spruce, Norway *Picea abies* 2-0, 6-12" tall Mature branches have a graceful, drooping curves. Used for ornamental plantings and windbreaks. Grows up to 75' tall. Does best on moist, fertile soil. Moderately shade tolerant but does best in full sunlight. Native to central and northern Europe.

Spruce, White *Picea glauca* 2-0, 8"+ tall Used for Christmas trees, windbreaks, and wildlife cover. Grows 45-75' tall. Does best on moist soils. Shade tolerant, but also does best in full sun.

Quantity	10	25	50	100	500	1000
Cedar, Red	\$30	\$70	\$120	\$195	-	-
Cedar, White	\$30	\$70	\$120	\$195	-	-
Fir, Balsam	\$47	\$87	\$147	\$255	-	-
Larch, American	\$35	\$89	\$150	\$245	-	-
Pine, Jack	\$10	\$19	\$32	\$50	\$200	\$395
Pine, Red	\$10	\$19	\$32	\$50	\$200	\$395
Pine, White	\$11	\$21	\$37	\$65	\$250	\$455
Spruce, Norway	\$11	\$21	\$37	\$65	\$250	\$455
Spruce, White	\$11	\$21	\$37	\$65	\$250	\$455

Ensure success when planting your trees and shrubs by controlling weeds around them for three years and by providing protection from deer. See pages 21 & 22 for products to help you with these important tasks.

Hardwood Trees

All of the hardwood trees we offer are native to Michigan. Deer love hardwoods, and we recommend protecting hardwood plantings with either fencing, tree shelters, or Plantskydd. See pages 21 & 22 for details.

Aspen, Quaking *Populus tremuloides*, 18-24" tall Also called Trembling Aspen for the way the leaves tremble in the slightest breeze. Makes ideal habitat for ruffed grouse. Will grow 3' or more per year and reach 50 – 90 feet tall. Will form a colony of trees over time. Can grow on a wide range of soils. Needs full sun.

Basswood, American *Tilia americana*, 6-12" tall Also called American Linden. Makes ideal habitat for ruffed grouse. Will grow to reach 60-120 feet tall. The flowers provide abundant nectar, and the bark is gray to light brown. Likes moist soil with high pH and full sun.

Birch, White *Betula papyrifera*, 6-12" tall

Also called Paper Birch. Catkins are a food source for grouse. Used for ornamental purposes. A savory syrup can be made from its sap. Grows 40-60' tall. Does best on moist soils. Needs full sun.

Cherry, Wild Black *Prunus serotina*, 6-12" tall in liners

Not to be confused with trees that produce edible cherries, this is the forest tree from which beautiful cherry wood is derived. Grows 45-60' tall. Will tolerate somewhat dry soils. Does best in full sun but tolerates some shade.

Maple, Red *Acer rubrum*, 18-24" tall

In summer the leaves are green, but in autumn they will turn a brilliant red. Grows 45-60' tall. Can grow on a wide range of soil types. Shade tolerant.

Maple, Sugar *Acer saccharum*, 6-12" tall

Used for firewood, timber, and maple syrup production. Beautiful fall color. Grows 60-90' tall. Prefers somewhat moist soils. Shade tolerant.

Oak, Northern Red *Quercus rudra*, 18-24" tall

In autumn the bristle-tipped leaved turn red. The northern Red Oak acorns were an important food source for the Native Americans. Grows 50-70' tall. Tolerates drought. Grows best in full sun but can tolerate some shade.

Oak, White *Quercus alba*, 6-12" tall

Produces timber and acorns for wildlife. Leaves have rounded lobes. Grows 60-90' tall. Can tolerate dry soils. Less susceptible to oak wilt than northern red oak. Grows best in full sun but can tolerate some shade.

Oak, White Swamp *Quercus bicolor*, 12-18" tall

Is a fast-growing tree commonly found in north central and northeastern forests. Leaves have rounded shallow lobes. Grows 60-80 feet tall. Can tolerate dry soils but prefers moist well-drained soil. Grows best in full sun.

Walnut, Black *Juglans nigra*, 6-12" tall

Produces edible nuts and beautiful, high-value lumber. Grows 60-80' tall. Requires full sun and fertile, moist, but not water-logged, soils.

Hardwood Price List

Quantity	5	10	25	50	100
Aspen, Quaking	\$20	\$30	\$70	\$120	\$195
Basswood, American	\$30	\$45	\$93	\$150	\$275
Birch, White	\$15	\$23	\$48	\$76	\$133
Cherry, Wild Black	\$15	\$23	\$48	\$76	\$133
Maple, Red	\$20	\$30	\$70	\$120	\$195
Maple, Sugar	\$20	\$30	\$70	\$120	\$195

Quantity	5	10	25	50	100
Oak, Northern Red	\$20	\$30	\$70	\$120	\$195
Oak, White	\$15	\$23	\$48	\$76	\$133
Oak, White Swamp	\$15	\$23	\$48	\$76	\$133
Walnut, Black	\$19	\$28	\$58	\$110	\$175

Wildlife Trees, Shrubs & Vines

All of the species listed are native to Michigan unless otherwise indicated.

Cherry, Choke *Prunus virginiana* 6-12" A large shrub that will grow 20-30 ft. tall. It has white flowers that turn into red fruit and ripen to a dark purple from August to September. Prefers moist-rich soil and is shade tolerant.

Dogwood, Gray *Cornus racemosa* 18-24" A large shrub that will reach 10-15 feet in height and form thickets. Flowers and fruits attract a wide variety of wildlife. Berries start green and turn white when ripe. Prefers moist soils and partial shade.

Hawthorn, Washington *Crataegus phaenopyrum* 12-18" Shrub to small tree that grows 25-35' tall. Has clusters of white blooms with a distinctive odor. Fruits are first green then red. Can grow in a wide range of soil types and prefers full sun.

Nannyberry *Viburnum lentago* 6-12" Shrub to small tree that grows 12-20' tall. Has showy white flowers. Fruit is eaten by wildlife. Shade tolerant and prefers moist soil.

Ninebark *Physocarpus opulifolius* 6-12" Known as a four-season shrub with white flower. The leaves change to a vibrant color in the fall and the bark is very attractive in the winter. Drought tolerant and long living. Can handle both full sun and shade.

Plum, American *Prunus americana* 1-2' Small, shrubby tree reaching 25' in height. Has beautiful white blossoms that are very attractive to native pollinating insects. Produces red or yellow edible fruit. Needs full sun and average soils.

Serviceberry *Amelanchier canadensis* 6-12" Small tree reaching 15' in height. Has delicate white flowers. One of the earliest plants to bloom in the spring. Needs full sun and moist soils.

Sumac, Staghorn *Rhus typhina* 12-18" Shrub or small tree reaching 16' in height. Has yellow-green flower clusters that turn into fuzzy, bright red fruit. Prefers full sun and well-drained soil but will even thrive in poor soil.

Willow, Pussy *Salix discolor* 18-24" Shrub or small tree reaching 20' in height. Flowers are silky catkins and fruits are small capsule. The male flower provides pollen for bees. Needs full sun and prefers moist soils.

Winterberry Holly *Ilex verticillata* 6-12" Erect shrub growing to 12' high. Has showy red berries that stay on the plant through winter. Can tolerate a small amount of shade. Needs moist soils.

Wildlife Shrubs Price List

Quantity	5	10	25	50	100
Cherry, Choke	\$20	\$30	\$70	\$120	\$195
Dogwood, Gray	\$17	\$27	\$54	\$87	\$159
Hawthorn, Washington	\$17	\$27	\$54	\$87	\$159
Nannyberry	\$24	\$37	\$91	\$160	\$265
Ninebark	\$17	\$27	\$54	\$87	\$159
Plum, American	\$24	\$37	\$91	\$160	\$265
Serviceberry	\$24	\$37	\$91	\$160	\$265
Sumac, Staghorn	\$17	\$27	\$54	\$87	\$159
Willow, Pussy	\$23	\$35	\$89	\$150	\$245
Winterberry Holly	\$24	\$37	\$91	\$160	\$265

Human Use Wildlife Trees, Shrubs & Vines

Apply, Domestic *Buddleja davidii* 18-24" Small tree that grows 12-20' tall. Fruit on each tree will taste slightly different. Is a low-cost alternative to popular cultivars and dree love them. Can grow in a wide range of soil types and prefers full sun.

Cherry, Sand *Prunus pumila* 12-18" A low-growing shrub native to our coastal dunes. It produces fruits that are a deep black-ish purple. They are a favorite wildlife food and are sweet, but somewhat astringent. Will grow 6-9' tall. Prefers full sun and sandy soils.

Chokeberry, Black *Aronia melanocarpa* 6-12" A low-growing shrub native to the United States, especially the Northeast. The fruits turn red/orange in the autumn and will hold its fruit well into winter. Will grow 8' tall and spread 3-4'. Prefers full sun and wet areas.

Chestnut, Chinese *Castanea mollissima*, 12-18" tall in liners
A medium size tree and native to China. Flowers of the Chinese Chestnut can have an unpleasant smell. Grows around 40' tall and can make a great landscaping tree. Tolerates dry soils. Needs full sun to partial shade. Resistant to chestnut blight.

Cranberry, Highbush *Viburnum trilobum* 6-12" Spreading shrub that grow to 12' tall. Has showy, white, flat-topped flowers that resemble hydrangeas. Fruit is bright red and persists in winter. Grows in sun or light shade. Needs moist soils

Elderberry, Black *Sambucus canadensis* 6-12" A medium size shrub with white flowers and dark purple to black fruits. Prefers sunny locations. Grows in both wet and dry soils.

Hazelnut, American *Corylus americana* 12-18" Erect bush shrub that grows to 9' tall. Produces nuts that are similar to European hazelnuts, but not as large. Requires full sun. Can grow in a wide range of soil types.

Paw Paw *Asimina triloba* 6-12" Shrub to small tree that grows 10-25' tall. Has long, tropical looking leaves and produces a dark green fruit. Prefers dry soil and sun.

Witch-hazel, Common *Hamamelis virginiana* 12-18" Slow-growing shrub that will reach 20' tall. Does best in partial to full sun and dry soils. Has bright yellow flowers that appear in the fall.

Woods Rose *Rosa woodsia* 12-18' A bushy shrub with prickles. It has fragrant flowers in shades of pink and the fruit is a red rose hip. Grows best in well-drained soil. Can handle both sun and light shade.

Human Use Wildlife Shrubs Price List

Quantity	5	10	25	50	100
Apple, Domestic	\$20	\$30	\$70	\$120	\$195
Cherry, Sand	\$17	\$27	\$54	\$87	\$159
Chestnut, Chinese	\$20	\$30	\$70	\$120	\$195
Chokeberry, Black	\$20	\$30	\$70	\$120	\$195
Cranberry, Highbush	\$20	\$30	\$70	\$120	\$195
Elderberry, Black	\$17	\$27	\$54	\$87	\$159
Hazelnut, American	\$20	\$30	\$70	\$120	\$195
Paw Paw	\$20	\$30	\$70	\$120	\$195
Witch-hazel	\$20	\$30	\$70	\$120	\$195
Woods Rose	\$15	\$23	\$48	\$76	\$133

Fruit Trees

Our fruit trees are sold bare root (not potted). They are approximately 4'-5' tall and have stem diameters that range from ½" to ¾". See page 3 for a workshop to help you be a successful fruit grower. Planting and pruning instructions will be given out with your trees.

A word on hardiness –

Fruit tree growers need to consider both the hardiness of the tree itself as well as the blossom buds. The darker areas of Wexford County on the map at right are zone 4b. All other areas are zone 5 or warmer. Apple and pear blossoms are consistently hardy throughout the county. Plums and sweet cherries bloom early, and those in zone 4b will frequently lose a crop to frost. Peaches and tart cherries bloom a week later, and those in zone 4b may find that these blossom buds are sometimes killed by frost.



Apples

Apples require cross-pollination. Two different varieties within planted 100 feet of each other are required to ensure a crop.

Baldwin– Fruit is bright red with a spicy, sweet-tart flavor. Great for eating fresh, cooking, and cider. Ripens in October. **\$27.00 each**

Crimson Crisp – Fruit is medium size, red, very crisp, and juicy. Will keep into January in cold storage. Disease-resistant to apple scab. Ripens in mid-September. **\$29.00 each**

Early Goldrush– Is a descendant of Golden Delicious and bred to ripen a bit earlier. Fruit is firm and yellow-orange. Great storage apple and has great disease resistance. **\$27.00 each**

Idared– Fruits are a medium non-uniform with red and green skins. The flavor is tart. Ripens in late-September. **\$27.00 each**

Liberty– Fruits has a red overtone with a yellow background. They have a sweet-tart taste great for eating, cooking, canning, and storage. Trees are natural disease resistance and low maintenance. Ripens in September. **\$27.00 each**

Nova Spy– Fruits are large, crisp, and red. It is a disease-resistant Northern Spy cross that is cold-hardy. Keeps well in storage. Ripens in early October. **\$27.00 each**

Pink Lady– Fruits are medium reddish pink with small, white dots and have a crisp sweet-tart flavor. Ripens in late October. **\$27.00 each**

Wolf River–Fruits are large and red with a tart taste. They are also tender great for cooking and sauce. Disease-resistant to apple scab, fire blight, and powdery mildew. Cold-hardy. Ripens in late September. **\$27.00 each**

Cherries

Benton Sweet Cherry – Fruits are large with dark red skins. Great for eating and pies. It has a profuse white bloom that is less susceptible to frost damage. Ripens in mid-June. Self-Pollinating. **\$29.00 each**

BlackGold Sweet Cherry – A self-fertile dark sweet cherry with a good hardiness and is somewhat frost resistant. Is a good pollinizer for late-blooming varieties and grows 15-20' tall. Hardy to zone 4B. **\$29.00 each**

Peaches

Contender – A sweet, juicy, freestone peach with bright yellow flesh. Good tolerance of spring frosts. Will grow 12-15' tall. Ripens in late August. Hardy to zone 4. Self-fertile and does not require a cross-pollinator. **\$29.00 each**

Redheaven –Developed by MSU in the 1940's. Freestone and good for fresh eating as well as preserving. Resistant to bacterial spot, but susceptible to other peach diseases. Hardy to zone 5. Ripens in mid to late August. **\$29.00 each**

Starfire – Fruits are red with a yellow background and have non-browning golden-yellow flesh. They are great for baking, canning, and freezing. The tree is grower friendly. Ripens in early August. Self-Pollinating. Hardy to zone 5. **\$29.00 each**

White Lady – Fruits are large and red blushed with cream-colored flesh. A sweet, low acid, freestone peach. Ripens in July. Self-Pollinating. **\$29.00 each**

Pears

Pears require cross pollination – plant two different varieties.

Blake's Pride– Has excellent, aromatic flavor with a smooth, buttery texture. Resistant to fire blight. Ripens in early September. **\$28.00 each**

Red Bartlett – Fruit ripens from dark red to brilliant red. Has the same great flavor as a yellow bartlett. Suitable for both fresh eating and canning. Ripens in mid-September. **\$28.00 each**

Plum

Au Rosa- Is a red skinned plum with yellow flesh and is high yielding. Ripens is late-June and early-July. Self-Pollinating. **\$29.00 each**

Early Golden- Fruits has yellow skin and yellow flesh. Great for eating, canning, jam, jelly, and baking. Early-season plum. Not Self-Pollinating. **\$29.00 each**

Victory Plum- Fruits are large, blue, and heart-shaped. The flesh is sweet with excellent flavor and greenish yellow. Ripens in early-September. Self-Pollinating. **\$29.00 each**

Apricots

Goldrich- Fruit are large, firm, and bright orange. Great for eating, drying, and cooking. Trees are hardy and productive. Requires pollination. **\$29 each**

Small Fruit & Vegetable Plants

All of our small fruits and vegetables are hardy to zone 4. Complete instructions for growing your small fruits will be given out with your order. Or see the "Planting Instructions" page of our website under "Tree & Plant Sales" tab.

Asparagus

Asparagus plants are sold as dormant, bare-root crowns. They require "sweet" soil with a pH of 6.5 – 7.5. Space plants 18-24" apart in rows that are at least 2' apart. First crops can be harvested in 2-3 years.

Mary Washington – Is an heirloom perennial that produces green spears and is the most popular asparagus in American gardens. It has a great taste and is relatively easy to grow. Prefers soils that have been amended with organic matter so that they are evenly moist. Grows in any well-drained soil in full sun.

Purple Passion– Is a perennial that produces purple spears. It has a refined sweet flavor and becomes mildly nutty when cooked. Prefers soils that have been amended with organic matter so that they are evenly moist.

5 Plants	10 Plants	25 Plants	50 Plants
\$12.00	\$20.00	\$45.00	\$80.00

Blueberries

These blueberries plants are bare-root plants (not in a pot). They are 12-18" tall. To produce fruit, two different blueberry varieties must be planted near each other for cross-pollination. Blueberries prefer soils that are moist, with high organic matter, and with a pH close to 5.0. Space plants 5' apart in rows that are at least 6' apart. **Price is \$12 per plant.**

Blueray – Mid-season variety that begins ripening in late July

Jersey – Late-season variety that begins ripening in early August

Pink Lemonade-Late-season variety with a sweet, lemony flavor

Grapes

Seedless Concord –A seedless version of the famous American grape with vigorous, hardy and productive vines that produce medium sized clusters bearing large blue-black berries. Concord grapes are great for grape jelly, juice, and kosher wines. They are one-year old vines that are #1 grade which means that they have a 9"-12" single branch or a 6"-12" double branch. **Price is \$15 per plant.**

Seeded King of the North – A hardy medium size blue grape with productive vines. Great for juice, jelly, and wine making. Fruits are juicy and tart. Ripens in early September. Resistant to common grape diseases and insects. Give plants full sun and space them at least 8' apart. **Price is \$15 per plant.**

Raspberries

Raspberries will thrive in sandy soils and are prone to disease in heavy or wet soils. Red raspberries should be spaced 2' apart in rows, with rows at least 5' apart. Black raspberries should be spaced 3' apart in rows.

Jewel – A black raspberry with a rich flavor. Fruit ripens in early July.

Caroline – A very productive plant that produces large, sweet fruit. Disease resistant. Everbearing.

Joan J – One of the earliest fall raspberries. Produces large, berries with great flavor on thorn-less canes. Fruit ripens in early September.

Latham– A reliable favorite. Deep red in color and sweet. Firm berries excellent for farm stands, freezing, jams, and jellies. Summer bearing.

Anne – A yellow raspberry with a very sweet flavor. Fruit ripens in late August through October.

Brandywine- Berries are reddish-purple, firm, large, and good quality. Excellent flavor. Great for jams and jellies.

Variety	1 Plant	5 Plants	10 Plants	25 Plants
Jewel	\$10.00	\$45.00	\$80.00	\$195.00
Caroline	\$10.00	\$45.00	\$80.00	\$195.00
Joan J	\$12.00	\$57.00	\$107.00	\$245.00
Latham	\$10.00	\$45.00	\$80.00	\$195.00
Anna	\$12.00	\$57.00	\$107.00	\$245.00
Brandywine	\$12.00	\$57.00	\$107.00	\$245.00

Horseradish

Horseradish is a perennial root vegetable with a large-white tapered root. It is cultivated primarily for its root. Harvesting is best done in fall, winter, or spring. Months that have an "r" in it: September to April.

Price is \$7 per plant or \$30 for five.



Fruit Tree Spiral Guards

Protect your fruit trees from rodents, rabbits, mechanical damage, and southwest winter injury by using these spiral tree guards. Made of vinyl for durability and weather resistance. Guards should be put on the trees in late September and removed in early May. 3' tall. **\$3.00 each**

Rhubarb

We are offering crowns of "Crimson Red" rhubarb. Our supplier tested 25 varieties and found this to be the sweetest and most thoroughly red of them all. Grows best on well-drained soils that have good organic matter content. Space plants 3' apart with at least 5' between rows. **Price is \$12 per plant.**

Strawberries

Strawberries grow best in well-drained soils rich in organic matter. Plants should be spaced 18" apart, with at least 3' between rows. June-bearing varieties produce one crop in early summer. Day-neutral varieties will flower continuously and produce fruit throughout the summer. We carry two varieties of June-bearing strawberries so you can harvest for a full month or more as well as day-neutral varieties that will produce berries all summer.

Allstar –A late mid-season June-bearing large, sweet fruits with high yields. Resistant to verticillium wilt and red stele.

Cavendish – An early-season June-bearing variety with excellent flavor. Berries are large. Resistant to red stele and Verticillium wilt.

Earliglow – June bearing variety with firm, and medium size berries. Great for eating and freezing. That has resistance to Verticillium wilt and red stele.

Honeye – A early mid-season June-bearing large fruits with high yields. Well suited for organic growers and winter hardiness.

Jewel– A mid-season variety with excellent flavor. Berries are large. Plants have moderate winter hardiness. Recommended for commercial growers and home gardeners.

Seascape – A Day-neutral variety that produces large berries with excellent flavor. Said to be the best tasting of the day-neutral varieties.

5 Plants	10 Plants	25 Plants	50 Plants
\$10.00	\$18.00	\$40.00	\$75.00

Michigan Agriculture Environmental Assurance Program

The Michigan Agriculture Environmental Assurance Program (MAEAP) is a proactive, voluntary program that helps farms of all types – dairy farms, Christmas tree farms, vegetable farms, etc. to voluntarily prevent or minimize agricultural pollution risks. Lucas Santure is the MAEAP technician for Wexford, Missaukee, Kalkaska, and Crawford counties. She works with farms of all sizes, from the very small to the very large.



During tree sale pickup MAEAP will be conducting water well screening for nitrates and nitrites. (Date and time to be determined) All you need to do is bring in a sample of your untreated well water in a glass jar and fill out a brief form. This is a free service, and anyone who has a private well is invited to participate.

Cost Share for Farms – the MAEAP program is offering cost share funds for farmers. The funds are for people who are working towards MAEAP goals on their farm and can go towards offsetting the cost of improvements. Applying for the funds does not guarantee that you will receive them. Cost share funds are limited to \$500 per farm or farm entity. This program is subject to available funds and may end without notice. The cost share program is available to all the farmers within Jodi's coverage area which includes Wexford, Missaukee, Kalkaska, and Crawford counties.

For more information about MAEAP please contact Lucas at (231) 839-7193 or lucas.santure@macd.org



This local landowner had his water tested for free through the MAEAP program at 2016's tree sale. If you have well water, you are invited to stop by the tree sale (date and time to be determined) for a free screening of your water for nitrates – the process takes only a few minutes.

Planting Aids

Miracle Tube Vented Seedling Protectors with Wood Stakes

Protect against animal browsing and improve growth rates with these 5' tall, vented. Comes with wood stake. Fastening ties for the stakes and netting to place over the top to prevent birds from falling into the shelter are also included.

\$15.00 each



Tree Planting Bars

Heavy duty tool excellent for planting tree seedlings by hand. Constructed locally. \$30.00 each



Greenhouse Grow Tubes 2ft-

Is made from a durable plastic and is UV-treated. The top has ventilation holes to allow proper airflow and acts like a mini greenhouse for your seedlings.

\$5.00 each



10-gram Fertilizer Tablets

Compressed, nutrient-rich tablets supply all the nitrogen, phosphorus, and potash needed by seedlings for two years after transplanting. Also contains magnesium, sulfur, and iron. Nutrients are released during the growing season when bacterial

activity is greatest. Very little is released during the cool, dormant season. Use one tablet per seedling. Not for fruit trees.

25 Tablets	50 Tablets	100 Tablets
\$8.00	\$15.00	\$25.00

Terra-Sorb – Fine Grade for Roots

Synthetic, super-absorbent material helps seedlings survive transplanting and become established in dry soils. Mixing rate is 1 oz. Terra-Sorb to 1 gallon of water, or 1 pound to 20 gallons water. Let stand for one hour until the mixture forms a slurry the consistency of gravy. Adjust gel to a thickness that permits maximum amount of gel to adhere to the roots. Dip the roots of seedlings prior to planting. One ounce will treat approximately 100 seedlings.

1 oz.	4 oz.	8 oz.	1 lb.
\$3.00	\$6.00	\$10.00	\$20.00



Plantskydd Animal Repellent

Provides long-lasting protection against deer, rabbits, and voles. It adheres to plant surfaces by using a vegetable oil binder and works by emitting an odor that animals associate with predator activity. Certified for use in organic agriculture.



Item	Price
1-quart pre-mixed spray bottle (protects 100 plants)	\$25.00
1 lb. soluble powder (treats 200-300 seedlings)	\$35.00
2.2 lb. soluble powder (treats 450 – 650 seedlings)	\$60.00
7 lb. granular shaker (treats 4,200 square feet)	\$55.00

Weed Barrier Mats

Help ensure the success of your tree planting project by controlling weeds with these weed barrier mats made of woven heavy-weight landscape fabric. Each mat is 3' x 3' in size and comes with an "X" shaped slit cut in the center so that they can be put in place after trees are planted. Edges can be secured by either covering them with soil or by using 6" long fabric staples (sold separately).



3' x 3' weed barrier mats with set of four long fabric staples – \$5.00 each

Tool Rentals

The Wexford Conservation District has specialized tools available for rent to help you with your conservation goals.



Japanese Knotweed Injector
\$22 for five days



UpRooter for pulling invasive shrubs
\$18 for five days



Hoop Bender for making low tunnels
\$5 for two days

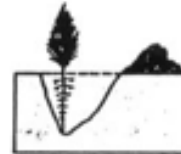
On the Trip Home

All of the seedlings purchased from the conservation district are bare-root, meaning that they are not growing in soil when you receive them. Your seedlings will be surrounded by moist shredded paper and then wrapped in nursery paper. This will keep the plants alive during transport, but they should be planted within 48 hours. If placed in the open bed of a truck, be sure to cover them with a tarp. Until they are planted, the seedlings should be stored in a cool, shady location, such as a basement or garage, and remain wrapped in their packaging. The roots must be kept moist, but not wet, and never be exposed to the sun. Do not leave plants in the trunk of a car, in direct sunlight, or in a windy area. Do not allow the plants to freeze. If you can't plant your seedlings within 48 hours, you can hold them for a longer period of time by heeling them in. Dig a trench deep enough and wide enough to hold all the roots without crowding. Cut strings on plant bundles, place the roots in the bottom of the trench, and spread them out. Cover the roots with soil, pack firmly, and then water. Continue to keep the soil moist until the seedlings can be planted in their permanent location.

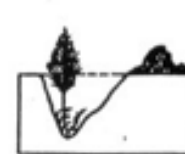


Planting Your Trees

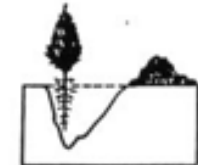
Correct and Incorrect Depths



Correct
At same depth or 1/2" deeper than seedling grew in nursery.

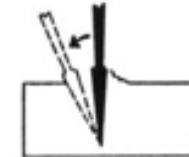


Incorrect
Too deep and roots bent.



Incorrect
Too shallow and roots exposed.

Dibble Planting




1. Insert dibble as shown and pull toward planter.



4. Pull handles of dibble toward planter firming soil at bottom of roots.

"Planting Bar"



2. remove dibble and place seedling at correct depth.



5. Push handle of dibble forward from planter firming soil at top of roots.

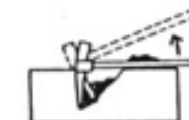


3. Insert dibble 2 inches toward planter from seedling.



6. Firm soil around seedling with feet.

Mattock Planting



1. Insert mattock-lift handle and pull.



2. Place seedling along straight side at correct depth.



3. Fill in and pack soil to bottom of



4. Finish filling in soil and firm with heel.



5. Firm around seedling with feet.



United States Department of Agriculture

Natural Resources Conservation Service

The USDA-NRCS staff co-located with the Wexford Conservation District is able to provide both technical and financial assistance to private landowners. They can help landowners solve land management challenges such as:

- Tree planting
- Improving wildlife habitat
- Reducing soil erosion on cropland
- Improving irrigation
- Managing nutrients on cropland
- Improving pasture land
- Improving water quality on the farm

The **technical assistance** can include both conservation planning and engineering assistance. Jeff Fewless has been working with landowners in Wexford County since 2012. Working here for 10 years has given him the depth of knowledge needed to help landowners find solutions that will work for them.

The **financial assistance** available from the USDA-NRCS comes from two different programs:

Environmental Quality Incentives Program



The **Environmental Quality Incentives Program (EQIP)** provides conservation financial assistance for working lands. Rather than take land out of production, EQIP helps landowners maintain or improve production while conserving natural resources. EQIP assistance is available for all types of agricultural operations, including field crops, specialty crops, organic farms, confined livestock, grazing operations, and private forestland.

Landowners with forested lands can benefit from this program through practices such as wildlife habitat improvement, controlling erosion on forest roads, and improving the management of the forest for timber.

Conservation Stewardship Program



Your stewardship goals. *OUR ASSISTANCE.*

The **Conservation Stewardship Program (CSP)** is for working lands, be they agricultural land or forested land. The program is designed to help landowners build on their existing conservation efforts by bringing their entire operation up to a high conservation standard.

Landowners who are interested in committing to this high standard can enter into a five-year contract, with the option to renew for another five years. The contracts provide landowners with an annual payment, as well as financial assistance reimbursement for "enhancement" conservation practices.



Landowners may sign up for either EQIP or CSP at any time. To learn more about these programs, contact:

Jeff Fewless, District Conservationist
USDA-NRCS
7192 E. 34 Rd
Cadillac, MI 49601
231-775-7681, ext. 3
Email: jeff.fewless@usda.gov

The USDA is an equal opportunity provider and employer



The EQIP program provided financial assistance funding to help establish ten acres of new trees on this property in Wexford County.

